


## Filière Œufs de consommation

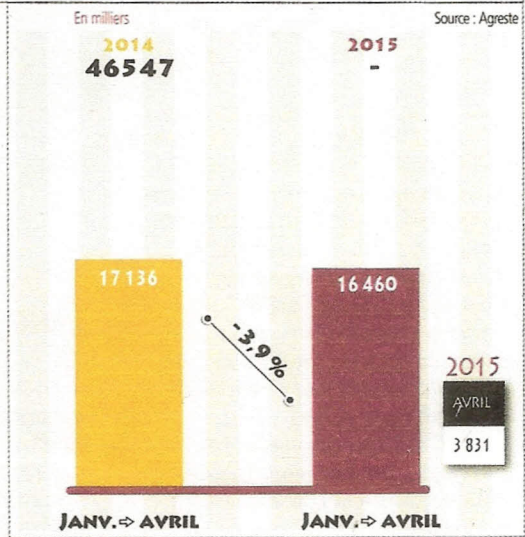
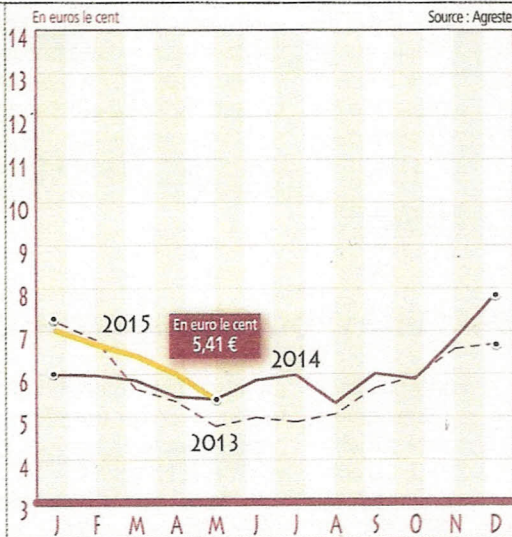
Œufs : production

TMO

Poulettes : Mises en place



| En milliards d'œufs       |               |              |
|---------------------------|---------------|--------------|
|                           | 2014          | 2015         |
| 1 <sup>er</sup> trimestre | 3,653         | 3,573        |
| 2 <sup>e</sup> trimestre  | 3,613         | -            |
| 3 <sup>e</sup> trimestre  | 3,701         | -            |
| 4 <sup>e</sup> trimestre  | 3,601         | -            |
| <b>Total</b>              | <b>14,568</b> | <b>3,573</b> |



2015  
AVRIL  
3 831